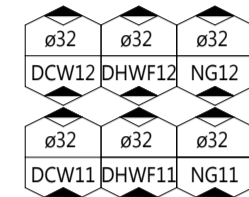


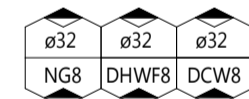
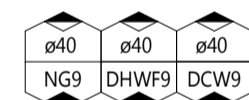
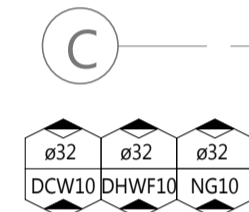
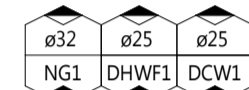
PROVIDE NATURAL GAS ISOLATION VALVE WITHIN KITCHEN JOINERY IN ACCESSIBLE LOCATION FOR CONNECTION TO KITCHEN COOKTOP IN ACCORDANCE WITH AS/NZS5601 AND MANUFACTURERS INSTALLATION INSTRUCTIONS (TYPICAL).

PROVIDE Ø15 SCREW NOSE BIBCOCK SET AT 750mm AFSL COMPLETE WITH HOSE CONNECTOR SYPHON BREAKER. EXTEND Ø20 DCW SUPPLY FROM APARTMENT COLD WATER SUPPLY DOWNSTREAM OF METER IN ACCORDANCE WITH AS/NZS3500 (TYPICAL).

PROVIDE Ø15 DCW STOPCOCK WITHIN JOINERY FOR CONNECTION TO DISHWASHER (TYPICAL).



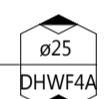
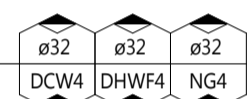
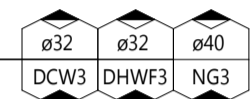
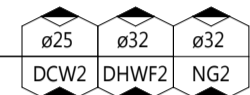
PROVIDE TEMPERING VALVE FOR WARM WATER SUPPLY TO APARTMENT BATHROOMS SET AT 50°C MAX WITHIN CEILING SPACE ADJACENT ACCESS PANEL IN ACCESSIBLE LOCATION (TYPICAL).



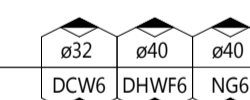
PROVIDE Ø15 DCW AND Ø15 DHW STOPCOCKS BELOW TROUGH FOR CONNECTION TO WASHING MACHINE - SHOWN HERE FOR CLARITY. REFER TO DETAIL ON DRAWING NUMBER 'LCE14462-H302' FOR FURTHER INFORMATION (TYPICAL).

PROVIDE Ø20 DCW, Ø20 DHW AND Ø25 NG SUPPLIES TO EACH APARTMENT AS SHOWN COMPLETE WITH ISOLATION VALVES AND PULSE OUTPUT WATER METERS ON WATER SUPPLIES - WATER METERS SHALL BE SUPPLIED BY EMBEDDED NETWORK PROVIDER. LOCATE VALVES AND METERS IN CEILING SPACE ADJACENT ACCESS PANEL IN ACCESSIBLE LOCATION. REFER TO DETAIL ON DRAWING NUMBER 'LCE14462-H302' FOR FURTHER INFORMATION (TYPICAL).

HATCHED AREA INDICATES POD BATHROOM FOR APARTMENTS. POD TO BE CONSTRUCTED OFF SITE BY BUILDER COMPLETE WITH FIXTURES, TAPWARE AND INTERNAL COLD AND HOT WATER SUPPLIES. CONTRACTOR SHALL LOCATE CAPPED DCW, DHW AND DWV SUPPLIES AT EDGE OF POD AND CONNECT TO APARTMENT SUPPLIES. REFER TO DETAIL ON DRAWING NUMBER 'LCE14462-H302' FOR FURTHER INFORMATION (TYPICAL).

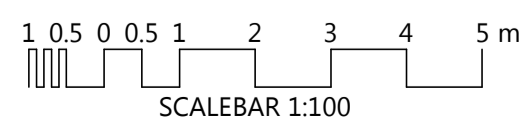


**NOTE:**  
PROVIDE PRESSURE REDUCING VALVES TO INCOMING COLD WATER AND HOT WATER SUPPLIES TO APARTMENTS AND BASE BUILDING AREAS AS REQUIRED TO ENSURE MAXIMUM SUPPLY PRESSURE DOES NOT EXCEED 500kPa. REFER TO SCHEMATIC ON DRAWING NUMBER 'LCE14462-H301' FOR FURTHER INFORMATION - NOT SHOWN FOR CLARITY.



REV	DESCRIPTION	DATE	CHKD
T1	TENDER ISSUE	23.05.19	KR

TENDER ISSUE

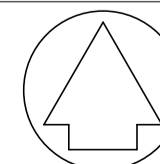


**TO BE PRINTED IN COLOUR**  
THE PURPOSE OF THIS DOCUMENT IS INTENDED TO BE VIEWED OR PRINTED IN COLOUR FOR THE FULL EXTENT OF THE SCOPE OF WORKS TO BE SHOWN.



**LUCID**  
CONSULTING AUSTRALIA  
Level 3/169, Pirie St Adelaide SA 5000  
Phone: (08) 8407 9700  
Email: adelaide@lucidconsulting.com.au

PROJECT  
HYDE PARK PLACE  
248 UNLEY ROAD, HYDE PARK  
HYDRAULIC SERVICES  
DRAWING  
4TH FLOOR WATER AND GAS RETICULATION  
ARRANGEMENT



NOT FOR CONSTRUCTION PURPOSES UNLESS STAMPED FOR CONSTRUCTION. VERIFY DIMENSIONS AND LEVELS ON SITE BEFORE SETTING OUT. DO NOT SCALE. REFER TO FIGURED DIMENSIONS - IN mm UNLESS OTHERWISE STATED.  
Scale: 1 : 100  
Design: JZ  
Drawn: JZ  
Review: KR  
No. in Set: 18 of 25  
Date: MAY 2019  
Revision: T1  
Drawing no.: LCE14462-H213